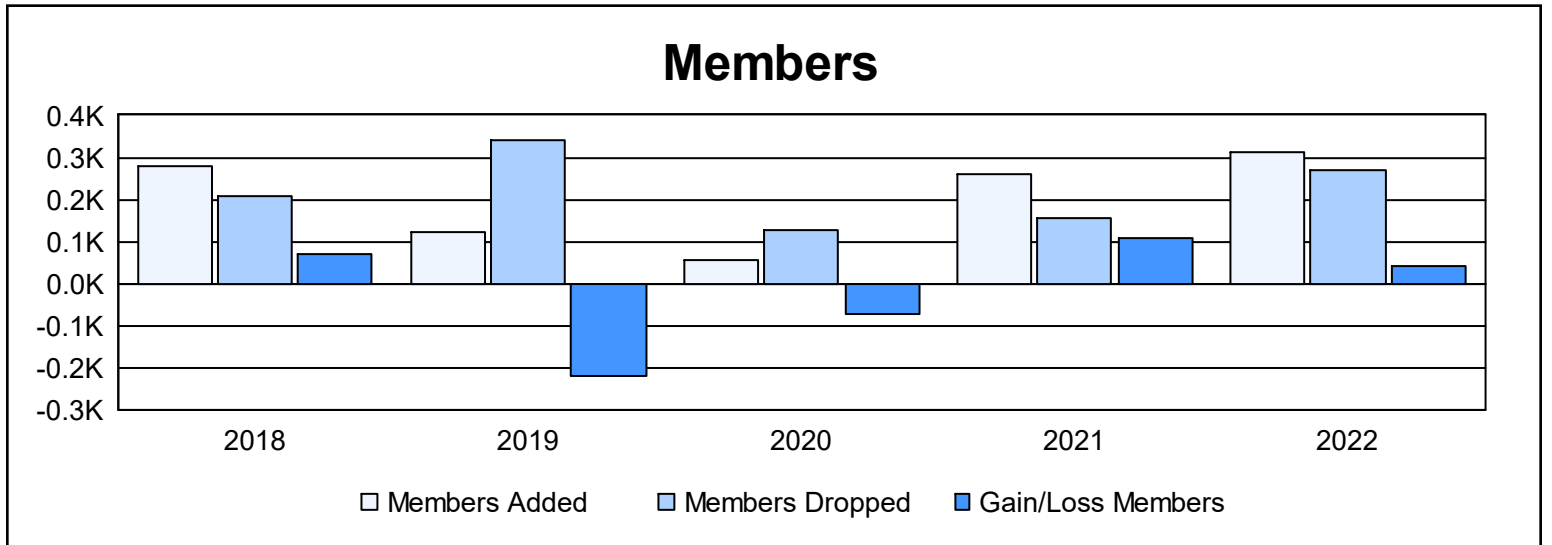
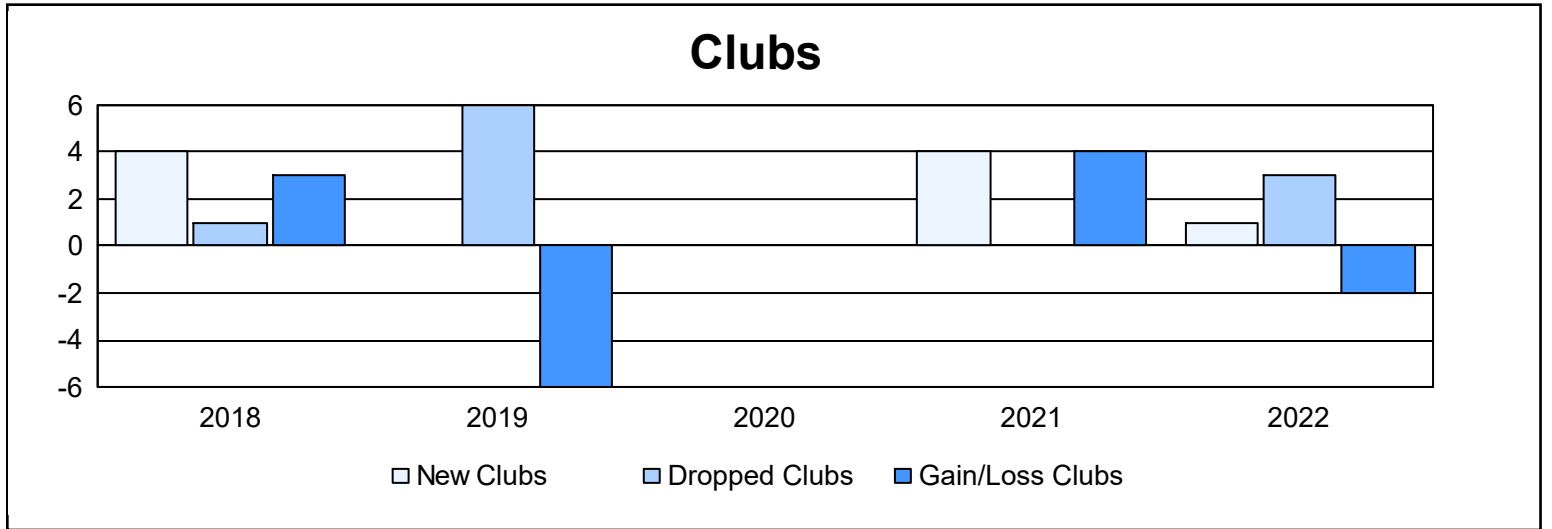
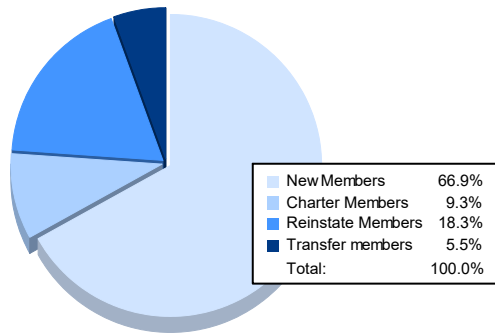


Year	New Clubs	Dropped Clubs	Gain/ Loss Clubs	New Members	Charter Members	Reinstate Members	Transfer Members	Total Member Added	Total Members Dropped	Gain/ Loss Members
2017-2018	4	1	3	137	118	23	3	281	209	72
2018-2019	0	6	-6	76	2	39	5	122	341	-219
2019-2020	0	0	0	44	0	7	3	54	128	-74
2020-2021	4	0	4	140	110	8	1	259	153	106
2021-2022	1	3	-2	208	29	57	17	311	268	43
<b>Average</b>	<b>2</b>	<b>2</b>	<b>0</b>	<b>121</b>	<b>52</b>	<b>27</b>	<b>6</b>	<b>205</b>	<b>220</b>	<b>-14</b>



### Membership Composition June 2022 Cumulative



### Gender Composition June 2022 Cumulative

